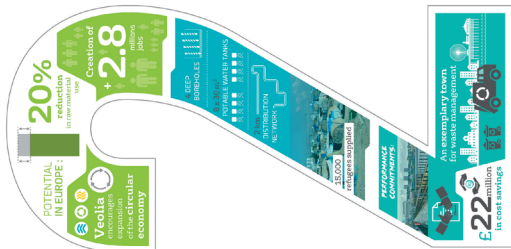


# Key figures



# THREE AREAS OF EXPERTISE

Veolia designs and implements solutions for water, waste and energy management in three complementary business activities that work together to create synergies.

We are a partner to cities, for which we are reinventing our approach to traditional markets and to industry, for which we provide customized solutions covering all requirements, whatever the business sector.

**Every day, thanks to its activities and its 174,000 employees, Veolia contributes to developing access to resources, preserving and replenishing them.**



**100** million people supplied with water

## WATER



**4,245** water production plants managed



**3,303** wastewater treatment plants managed

**63** million people connected to wastewater systems



**553,500** business customers



**42.9** million metric tons of treated waste

## WASTE



**601** waste-processing facilities operated

**39** million people provided with collection services on behalf of municipalities



**3.4** million collective housing units managed



**779** heating and cooling networks managed

## ENERGY

**2,027** industrial sites managed



**53** million MWh produced

# Economic data

# €24,965 million

In revenue, up 4.5% on 2014 (up 1.4% at constant exchange rates and down 0.6% at constant scope and exchange rates<sup>(1)</sup>)

## REVENUE BY BUSINESS ACTIVITY (IN € MILLION)



**11,347.7**  
Water



**8,692.0**  
Waste



**4,925.1**  
Energy



**€2,997 million**  
**EBITDA,**  
**up 11.3%**  
(up 8.1% at constant scope and exchange rates<sup>(1)</sup>)



**€1,315 million**  
**Current EBIT,**  
**up 25.5%**  
(up 20.3% at constant exchange rates and 18.6% at constant scope and exchange rates<sup>(1)</sup>)



**€580 million**  
**Current net income**  
up sharply

## VEOLIA'S CUSTOMERS



**44%**  
Industry



**56%**  
Local government authorities

## REVENUE BY SEGMENT (IN € MILLION)

|  |         |
|--|---------|
| <span style="color: orange;">●</span> France                     | 5,471.5 |
| <span style="color: red;">●</span> Europe excluding France       | 8,574.7 |
| <span style="color: green;">●</span> Rest of the world           | 5,926.1 |
| <span style="color: purple;">●</span> Global business activities | 4,881.0 |
| <span style="color: brown;">●</span> Other                       | 111.5   |

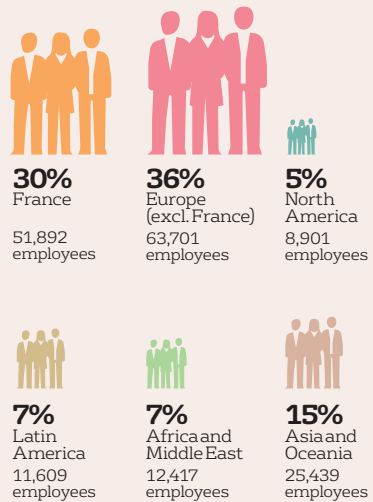
(1) Pro forma scope excluding Dalkia France and with Dalkia International fully consolidated.

# Human resources data

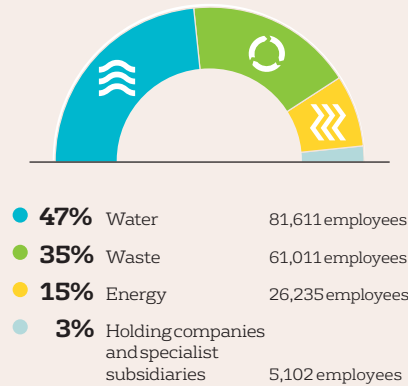
EMPLOYEES

# 173,959

## WORKFORCE BY GEOGRAPHIC REGION



## WORKFORCE BY BUSINESS ACTIVITY

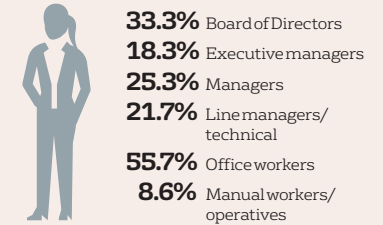


## PERCENTAGE OF FEMALE EMPLOYEES BY SOCIO-PROFESSIONAL CATEGORY

**91%** of employees have a permanent contract

**13%** of employees are under the age of 30

**17%** of employees are over the age of 55

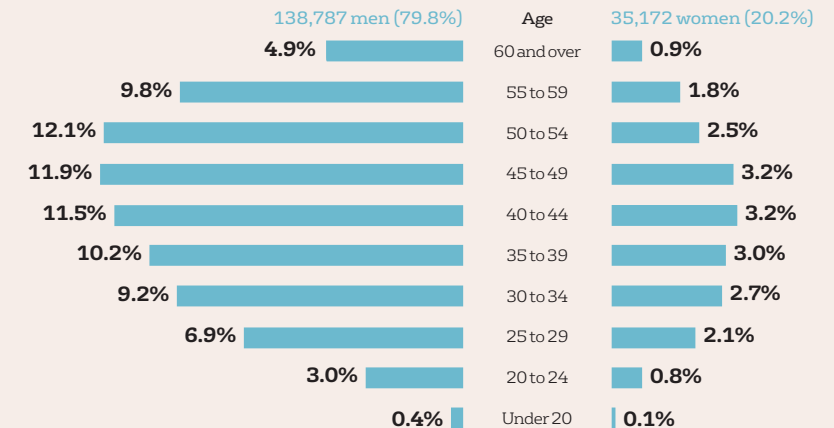


**Over 20% women in total workforce**

## BREAKDOWN OF WORKFORCE BY SOCIO-PROFESSIONAL CATEGORY



## WORKFORCE BREAKDOWN BY AGE



## Human resources data


PERCENTAGE OF EMPLOYEES HAVING UNDERGONE AT LEAST ONE TRAINING SESSION DURING THE YEAR

**75.5%**  
of employees




**17 hours**  
average of training per employee per year

CSR commitments  
2020 target:  
**75%**  
of employees trained

 **58%**  
of employees underwent training in safety in 2015

 **-10%**  
% of lost-time workplace accidents (excluding travel) in comparison to 2014

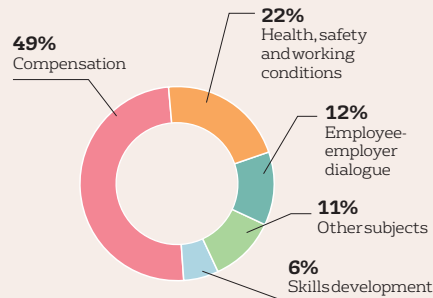
2015 MANAGERS COMMITMENT SURVEY



Commitment rate:  
**86%**

CSR commitments  
2020 target:  
**over 80%**

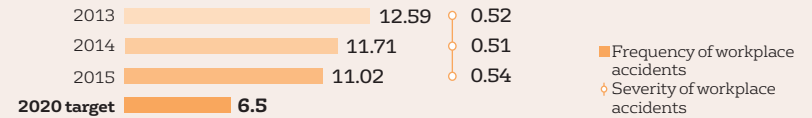
BREAKDOWN BY TYPE OF AGREEMENT




**90%**  
of employees covered by an employee-employer dialogue program


CSR commitments  
2020 target:  
**95%**  
Targeted rate of employees' protection via employee-employer dialogue arrangements

CHANGE IN WORKPLACE ACCIDENT FREQUENCY AND SEVERITY RATES



ABSENTEEISM RATE (EXCLUDING MATERNITY, PATERNITY LEAVE)



 **3%**  
Resignation rate for managers

# Environmental data

## Preserving resources

**€3.5 billion**

of revenue linked to circular economy (estimate)

CSR commitments  
2020 target:

**€3.8 billion**

of revenue linked to circular economy



**74%**

Efficiency rate of drinking water systems



**96%**

Wastewater treatment plant efficiency in terms of BOD<sub>5</sub>



**59%**

Percentage of consumers benefiting from progressive water tariff

VOLUME OF WATER REUSED FROM WASTEWATER COLLECTED AND TREATED (in millions of cubic meters)



**+77%**  
in comparison to 2011



**30.2**

million metric tons of waste recovered as materials or energy



**19%**

Percentage of materials recovered from processed waste



**51%**

Percentage of energy recovered from processed waste



RENEWABLE ENERGY PRODUCED FROM WASTE

(Waste solutions - in millions of MWh)



# Environmental data

## Combating climate change

CSR commitments  
2020 target:

achieve

# 100 million

metric tons of CO<sub>2</sub> equivalent of reduced emissions

and achieve

# 50 million

metric tons of CO<sub>2</sub> equivalent of avoided emissions for the period spanning from 2015 to 2020

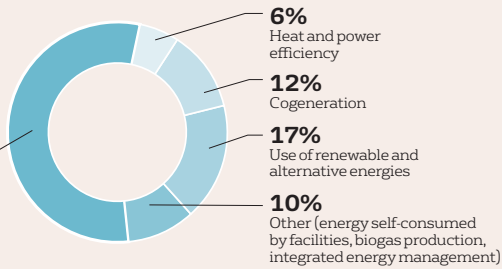
### OVERALL REDUCTION OF GREENHOUSE GAS EMISSIONS

Reduced emissions:

## 16 million metric tons of CO<sub>2</sub> equivalent

equating to the emissions of over 1.8 million Europeans

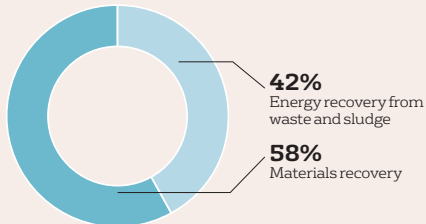
**55%**  
Methane emissions avoided by landfills in operation



### CO<sub>2</sub> EMISSIONS AVOIDED

Emissions avoided:

## 6 million metric tons of CO<sub>2</sub> equivalent



### PERCENTAGE OF BIOMASS FUEL CONSUMED IN OVERALL ENERGY CONSUMPTION



(Energy solutions)



The biomass used is locally produced and Veolia is developing a sound management of forests, by working on supply chains.

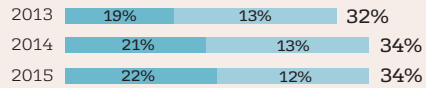


### METHANE CAPTURE RATES FROM LANDFILL SITES



## Environmental data

### PERCENTAGE OF VEOLIA'S ENERGY CONSUMPTION OF RENEWABLE AND ALTERNATIVE SOURCES



■ Alternative energies  
■ Renewable energies

Renewable and alternative energy produced: 16 million MWh, equivalent to 26% of Veolia's production

## Conserve biodiversity

# 133

sites have carried out a biodiversity diagnosis, and deployed an action plan

CSR commitments 2020 target:

carry out a diagnosis and deploy an action plan in

# 100%

of sites with significant biodiversity potential



# 140

sites have implemented an ecological management and/or land planning scheme



# 58

sites have a partnership with a nature conservation local association

## Steering environmental performance




CSR commitments 2020 target:

deploy our internal EMS in

# 100%

of our operational activities

### DEPLOYMENT RATE OF ENVIRONMENTAL MANAGEMENT SYSTEM

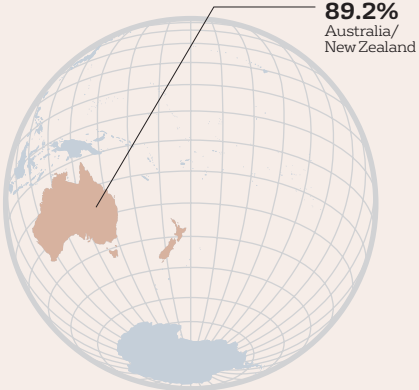
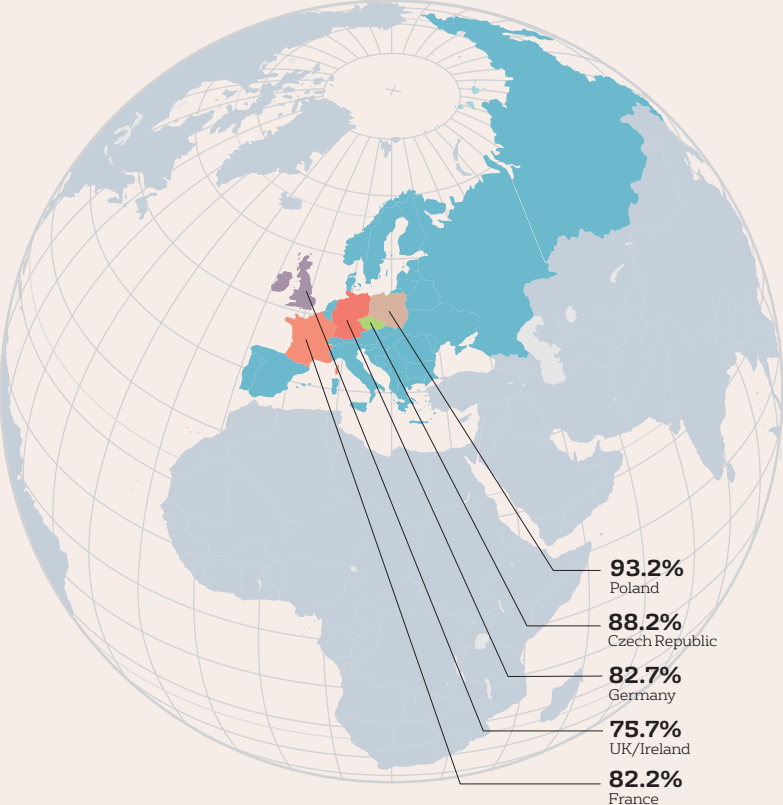


■ Percentage of revenue covered by ISO 14001 certification



# Societal data

## Percentage of Veolia's spending reinvested locally



CSR commitments  
2020 target:  
maintain above  
**80%**  
the percentage of  
Veolia's spending reinvested locally



**29%**  
of strategic suppliers assessed  
on their CSR performance  
since 2013

**50.3%**  
of active contracts  
incorporate sustainable  
development requirements

**€6.7 million**  
spent on adapted  
and sheltered work

**32**  
new projects supported by  
the Veolia Foundation in 2015,  
equating to an estimate  
of 2 million euros

# Our nine commitments for sustainable development

The sustainable development commitments are supported at the highest level in the company and form part of an approach to make progress on including environmental and social performance in the company's overall performance by 2020.

## FOR RESOURCING THE PLANET

1 - Sustainably manage natural resources by supporting circular economy

2 - Contribute to combating climate change

3 - Conserve and restore biodiversity

## FOR RESOURCING REGIONS

4 - Build new models for relations and value creation with our stakeholders

5 - Contribute to local development and the attractiveness of regions

6 - Supply and maintain services crucial to human health and development

## FOR THE WOMEN AND MEN WE EMPLOY

7 - Guarantee a healthy and safe working environment

8 - Encourage the professional development and commitment of each employee

9 - Guarantee respect for diversity and human and fundamental social rights within the company


## TO LEARN MORE

### View and download

The 2015 CSR Performance Digest



The 2015 Annual and Sustainability Report



[www.veolia.com](http://www.veolia.com)

This document was prepared by Veolia's Communications Department.

Chief Communications Officer: Laurent Obadia.

Editing and coordination: Tania Kieffer.

Cover: Sam Burkardt.

Creation and production: **IAVAS WORLDWIDE PARIS.**

Printed by STIPA.

**Veolia**

36-38, avenue Kléber • 75116 Paris Cedex • France

Tel.: +33 (0)1 71 75 00 00

**[www.veolia.com](http://www.veolia.com)**